

How to Cook with a Pie Iron



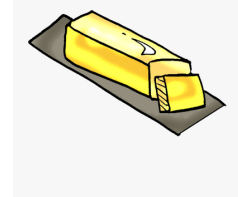
Heat the pie iron up in the fire (make sure you have plenty of coals in the fire before you start)



Remove it from the fire and take it to where you will build your sandwich.

Remember to yell "Hot Pie Iron" anytime you carry your pie iron from place to place!

Grease both sides of the pie iron.



Add bread and then your preferred filling, then close the pie iron shut.

Return your pie iron to the fire, resting it on the hot coals. Make sure to flip it over to cook both sides.

